

## **Montagehinweise für CHICO-Montageset für Holz**

### Lieferumfang:

2 Stk. Ringschrauben mit Holzgewinde

2 Stk. Aufhängeseile

4 Stk. Karabiner

### Schraubanker/Technische Daten:



Länge: 110 mm  
Verankerungstiefe: 80 mm  
Bohrerdurchmesser: 7 mm  
Max. Zuglast: 40 kg

### *für Baby- und Kinderhängematte*



### Montage:

- 7 mm Loch bohren
- Ringschraube in Holzbalken einschrauben
- Seile der Hängematte in die Karabiner einhängen und auf richtige Länge einstellen (auf waagrechte Position achten)



Chico Hängematten GmbH  
Haugenberg 13  
A-4151 Oepping  
+43(0)7289/8226  
office@chico.at

Bei Nichtbeachtung der oben angeführten Punkte erlischt der Garantieanspruch!  
CHICO Hängematten GmbH übernimmt bei Unfällen aufgrund unsachgemäßer Montage keine Haftung!

## **Set-up for wood**

### *for Baby- and Child Hammock*

### Content:

2 pieces of screws with wooden thread

2 attachment ropes



4 pieces of snap links

### Anchoring screws/technical data:

length: 110 mm  
anchoring depth: 80 mm  
drill diameter: 7 mm  
max. weight-bearing capacity: 40 kg

### Set-up:

- drill a 7 mm hole
- put in and fasten the screw into the wooden beam
- put the ropes of the hammock into the snap link and adjust to appropriate length (watch out for horizontal position)



Chico Hängematten GmbH  
Haugenberg 13  
A-4151 Oepping  
+43(0)7289/8226  
office@chico.at

Chico is not liable to guarantee claims in cases where the customer fails to observe the above points!  
Chico Hängematten GmbH is not liable for accidents or damage caused due to improper set-up!

## **Set di montaggio per legno**

### *per amaca per baby e amaca per bambino*

### Incluso:

2 viti ad anello con filettatura per legno

2 corde per il fissaggio



4 moschettoni

### Dati tecnici:

Lunghezza: 110 mm  
Profondità d'avvitamento: 80 mm  
Punta diametro: 7 mm  
Portata massima: 40 kg

### Montaggio:

- forare con una punta di 7 mm di diametro
- avvitare le viti ad anello come raffigurato nell'immagine
- fissare le corde dell'amaca con i moschettoni e adattare le lunghezze in modo che l'amaca sia appesa in posizione orizzontale



Chico Hängematten GmbH  
Haugenberg 13  
A-4151 Oepping  
+43(0)7289/8226  
office@chico.at

La garanzia è valida solo qualora il prodotto venga utilizzato alle condizioni indicate ed agli scopi previsti.  
Chico Hängematten GmbH non garantisce in caso di un incidente se il montaggio non è stato effettuato come previsto.